

Country-Specific Info 2018

Poland

Total number of higher education institutions (universities) included in U-Multirank

40

A. University coverage




U-Multirank's 2018 edition presents data on 40 Polish higher education institutions.

New this year: U-Multirank has created a new 'Study in...' section highlighting study destinations for students. To explore 'Study in Poland', follow this [link](#).

For the full list of all universities from Poland included in U-Multirank, please follow this [link](#).

*Please note the list is sorted in alphabetical order by countries and then university names.

B. Poland's higher education performance in U-Multirank

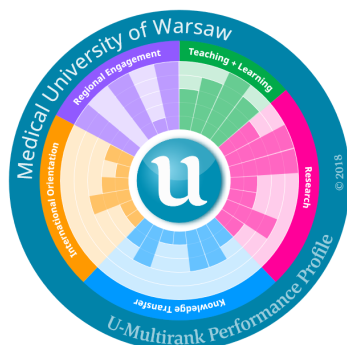
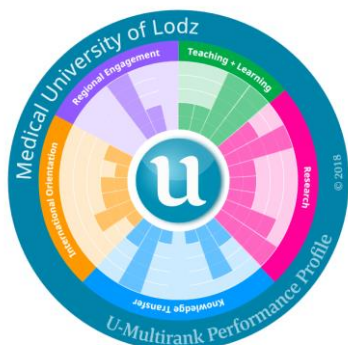


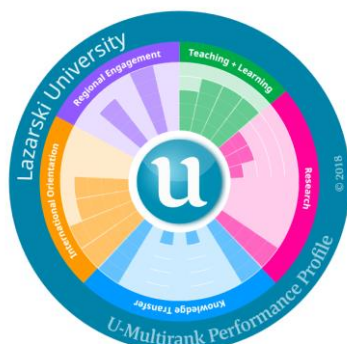



1. The 2018 U-Multirank edition presents data on 40 Polish universities.
2. In U-Multirank, Polish universities score highest in the dimensions Teaching and Learning as well as Regional Engagement.
3. The Polish universities with the highest number of top scores exhibit diverse profiles: among them are comprehensive universities, technical universities as well as medical universities.
4. The universities with the highest number of top scores are the University of Information Technology and Management (8), Lazarski University (7), University of Szczecin (7) and Wrocław University of Science and Technology (7).
5. According to U-Multirank, Polish universities strongly contribute to regional economy, particularly by providing qualified labour force for their respective regions

C. Universities with the highest overall number of top scores in 2018

In this section we highlight the five universities receiving the highest number of 'A' (very good) scores on the institutional level for the respective country (*in the event of ties, more universities will be shown*). Using our unique sunburst chart, a clear picture is shown of the university's overall performance (the longer the bar, the higher the score). Although the number of 'A' scores shows top performance for the respective university, it does not imply one university is the 'best' in the country, as each university profile highlights different strengths. A key guard is provided for the sunburst chart. For a list of definitions and calculations of indicators, see our [Indicator Book](#).

Polish Universities with the highest overall number of top scores in 2018	Total 'A' scores 2018	Total 'A' scores 2017
University of Information Technology and Management	8 ↓	9
Lazarski University	7 ↓	9
Wrocław University of Science and Technology	7 ↓	8
Adam Mickiewicz University in Poznan	6 ↑	2
Medical University of Lodz	6 ↑	2
Medical University of Warsaw	6 =	6
The University of Dabrowa Górnicza	6 =	6
University of Economics in Katowice	6 ↑	2
University Szczecin	6 ↑	2



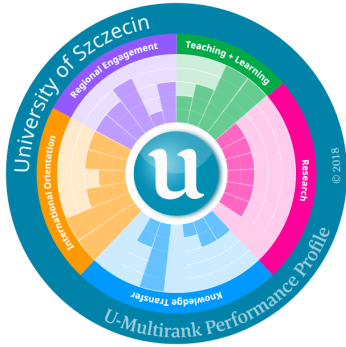


U-MULTIRANK PRESENTS SUNBURSTS

© 2014 U-Multirank

PERFORMANCE INDICATORS

TEACHING & LEARNING	1 Bachelor graduation rate 2 Masters graduation rate 3 Graduating on time (Bachelors) 4 Graduating on time (Masters)
RESEARCH	5 External research income 6 Research publications (size-normalized) 7 Art related output 8 Citation rate 9 Topcited publications 10 Interdisciplinary publications 11 Post-doc positions
KNOWLEDGE TRANSFER	12 Income from private sources 13 Co-publications with industrial partners 14 Patents awarded (size-normalized) 15 Industry co-patents 16 Spin-offs 17 Publications cited in patents 18 Income from continuous professional development
INTERNATIONAL ORIENTATION	19 Foreign language bachelor programmes 20 Foreign language master programmes 21 Student mobility 22 International academic staff 23 International doctorate degrees 24 International joint publications
REGIONAL ENGAGEMENT	25 Bachelor graduates working in the region 26 Student internships in the region 27 Regional joint publications 28 Income from regional sources 29 Master graduates working in the region

www.umultirank.org

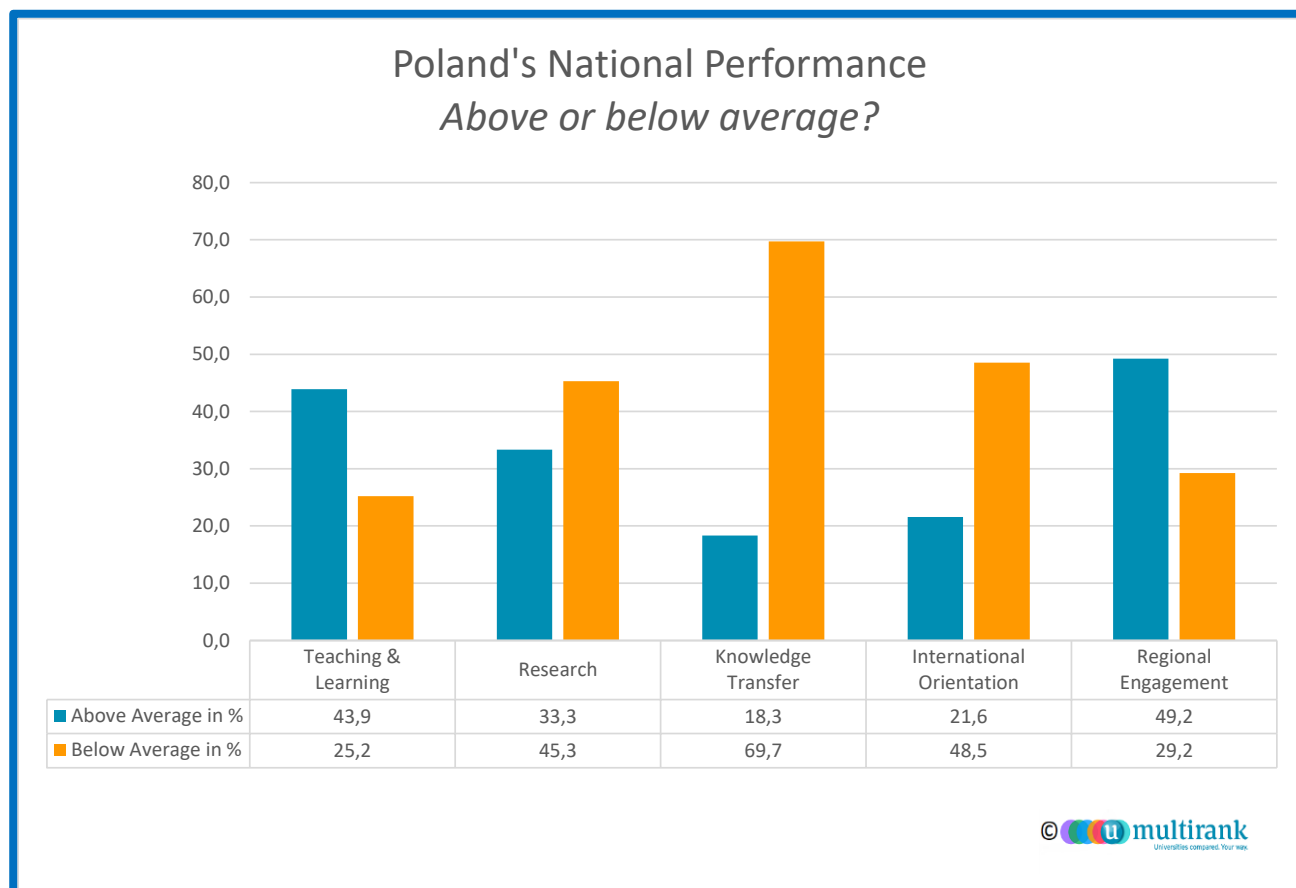


Our unique sunburst charts give a clear picture of the university's overall performance profile across all dimensions and set of indicators (the longer the bar, the higher the score; missing bars indicate missing data).

D. National performance: above or below average?

In this section we highlight the overall performance of Polish universities on the institutional level per U-Multirank dimension. The below table shows the national breakdown of Polish universities and how they stand across the spectrum of above average (receiving a score of 'A' (very good) or 'B' (good)), or below average (receiving a score of 'D' (below average) or 'E' (weak)). In doing so, U-Multirank offers a clear picture on the countries strengths, and areas for improvement.

Polish higher education institutions perform strongest in U-Multirank's Teaching & Learning and Regional Engagement dimensions.



E. Global Top 25 performers lists

In this section, U-Multirank presents the global Top 25 performers in a set of 9 indicators measuring different dimensions of performance. These lists highlight the 25 top-performing universities from around the world with the highest scores.

Polish universities that have achieved a global Top 25 score are listed under the respective categories:

Dimension Research

1. Research publications (absolute numbers)
2. Top-cited publications
3. Interdisciplinary publications

Dimension Knowledge Transfer

4. Co-publications with industrial partners
5. Patents awarded (size-normalised)
6. Income from continuous professional development
 - *SWPS University of Social Sciences and Humanities*

Dimension International Orientation

7. Student mobility
8. International joint publications

Dimension Regional Engagement

9. Regional joint publications



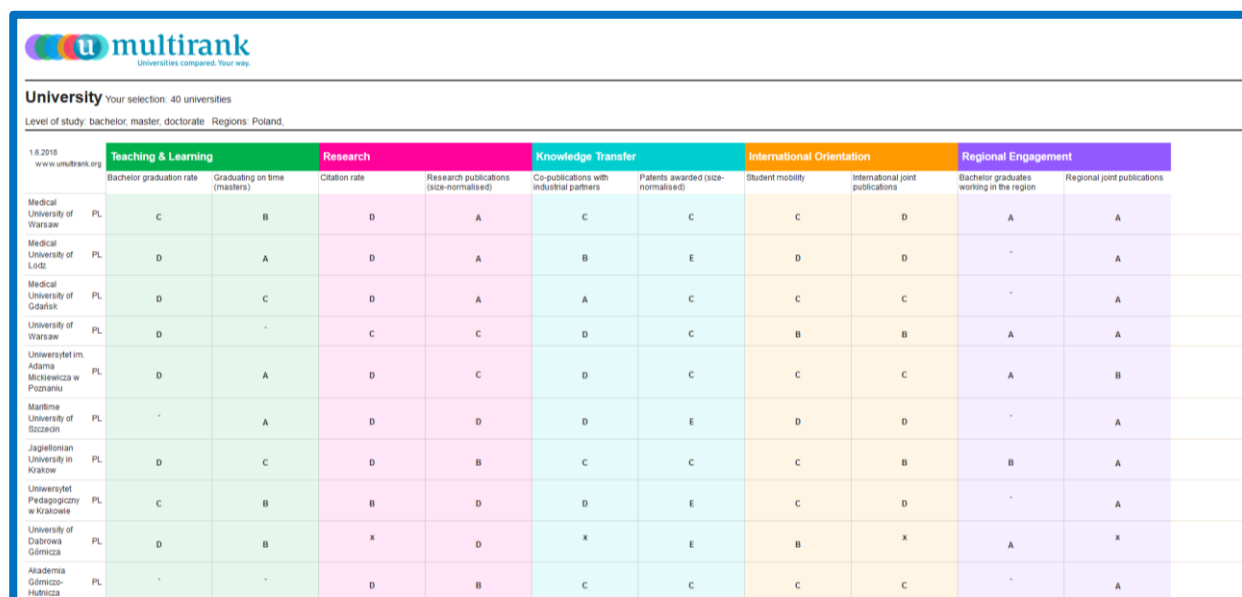
For the full lists of all global Top 25 performers, follow this [link](#).

F. Appendix

Detailed results:

If you want to analyse further the performance of the universities in your country you can click the following links. The below links lead directly to the national results pages where we pre-filtered the universities in your country into one list (for the university as a whole and for the subject areas included in U-Multirank so far). You can use the table to produce national rankings (see image below), or for personalised interactive analyses with the data. If you're interested in tailor-made tables (institutional level, subject level, or with a specific focus in mind, such as internationalisation), please contact us, at info@umultirank.org. These links are also accessible via your country's 'Study in' page.

Note: The links will be accessible, starting the day of the release at 10:30 CET.



University		Teaching & Learning		Research		Knowledge Transfer		International Orientation		Regional Engagement	
Your selection: 40 universities		Bachelor graduation rate	Graduating on time (masters)	Citation rate	Research publications (size-normalised)	Co-publications with industrial partners	Patents awarded (size-normalised)	Student mobility	International joint publications	Bachelor graduates working in the region	Regional joint publications
1.6.2018	www.umultirank.org										
Medical University of Warsaw	PL	C	B	D	A	C	C	C	D	A	A
Medical University of Lodz	PL	D	A	D	A	B	E	D	D	-	A
Medical University of Gdansk	PL	D	C	D	A	A	C	C	C	-	A
University of Warsaw	PL	D	-	C	C	D	C	B	B	A	A
Uniwersytet im. Adama Mickiewicza w Poznaniu	PL	D	A	D	C	D	C	C	C	A	B
Maritime University of Szczecin	PL	-	A	D	D	D	E	D	D	-	A
Jagiellonian University in Krakow	PL	D	C	D	B	C	C	C	B	B	A
Uniwersytet Pedagogiczny w Krakowie	PL	C	B	B	D	D	E	C	D	-	A
University of Dabrowa Gornicza	PL	D	B	X	D	X	E	B	X	A	X
Akademia Gorniczo-Hutnicza	PL	-	-	D	B	C	C	C	C	-	A

Image: Screenshot of national results based on institutional level

[Institutional Level Results](#)

[Subject Level Results – Dentistry](#)

[Subject Level Results – Education](#)

[Subject Level Results – Medicine](#)

[Subject Level Results – Nursing](#)

[Subject Level Results – Pharmacy](#)

[Subject Level Results – Political Science](#)

[Subject Level Results – Psychology](#)

[Subject Level Results – Social Work](#)

[Subject Level Results – Sociology](#)

Press materials:

[Advanced press release \(includes graphics and tables for download in Appendix\)](#)

[FAQ](#)

[Overview Infographic 2018](#)